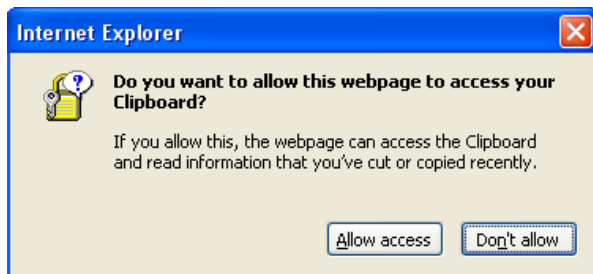


## Internet Explorer 7 Clipboard Access Error

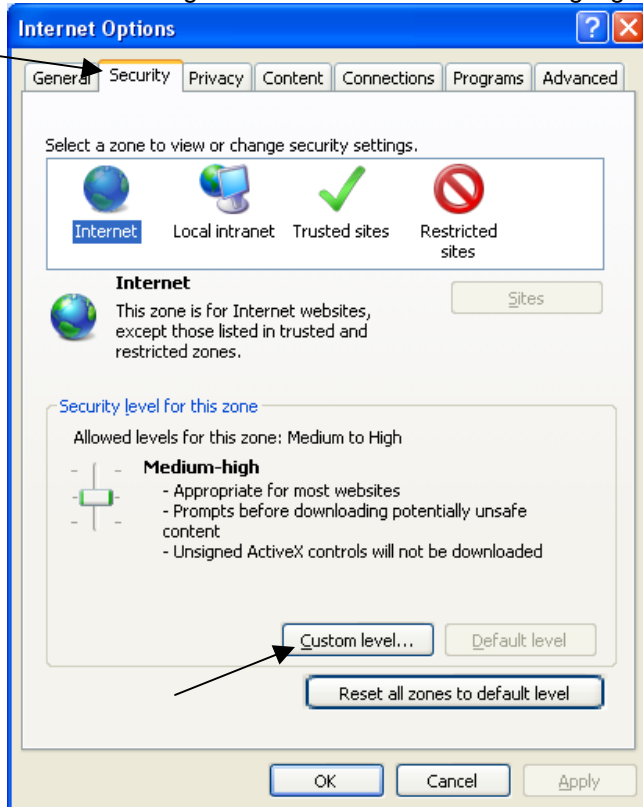
If you receive the following error while trying to take an exam on Pedagogue Direct, below are instructions how to fix it.

### The error message:

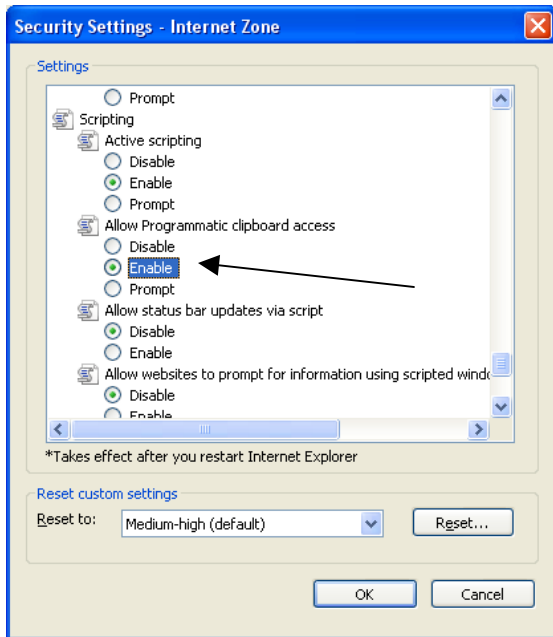


### How to fix it:

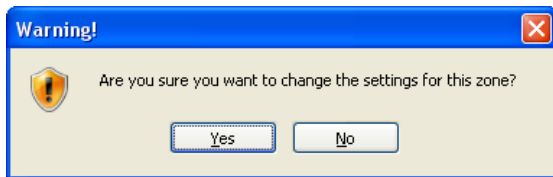
Go to tools in the top of your browser window, and click on Internet Options. Click on the Security tab, make sure the globe icon labeled "Internet" is highlighted, and click on Custom level down at the bottom.



In the Security settings window, scroll down almost to the bottom of the list. Under the scripting section, look for the setting, "Allow Programmatic clipboard access". Change this setting from *prompt* to *enable*.



Click ok to the Security settings window, and click Yes to change the settings for this zone.



Click ok on the Internet Options window. Close all Internet Explorer windows, and open up the Pedagogue Direct website again. You can now take the exams.